


Writing Calendars



Homework Options

FOCUS: Writing Fancy Sentences
Writing Calendar for the Month of: _____

Sunday	Monday	Tuesday	Wednesday	Thursday
dog chews shoe	boy fixes kite	dinosaur hunts prey	baby cries milk	kite climbs tree
tiger roars people	giant stomps forest	president visits school	bear searches honey	egg builds nest
children play	principal kisses pig	butterfly flutters air	clouds float sky	motorcycle stops
owl hoots tree	cow grazes grass	genie grants wish	monkey swings vines	student paints pen
pirates dig treasure	boy crashes bicycle	singer dances stage	down juggled balls	flower blows spirit
family ate pizza	cars raced track			Use Adverbs to Your Advantage!

Directions: This month you will practice writing "fancy sentences." Use the three sentence and a fancy sentence. For example: turtle, swims, pond - plain sentence = T. The small, green turtle swims quickly through the pond looking for food.

© 2018 Teacher's Clubhouse, LLC

FOCUS: How-To Writing
Writing Calendar for the Month of: _____

Sunday	Monday	Tuesday	Wednesday	Thursday	Friday	Saturday
Make a PB&J Sandwich	Slide Down the Slide	Play Hide-and-Seek	Make Someone Laugh	Whistle	Solve 18+9	Draw a Triangle
Make a New Friend	Give a Dog a Bath	Make an Ice Cream Sundae	Blow a Bubble with Bubblegum	Brush Your Teeth	Get a School Lunch	Play Tag
Tie Your Shoes	Take Out the Trash	Be a Good Student	Make a Jack-O-Lantern	Eat Spaghetti	Catch a Lightning Bug	Fly a Kite
Play Fetch with a Dog	Jump on a Trampoline	Ride a Bicycle	Cut Out a Paper Heart	Wrap a Present	Take Care of a Pet	Get Ready for School
Rock Up to Go Home	Jump Off a Diving Board	Draw a Smiley Face	Clean Your Room	Roast Marshmallows	Plant a Flower	Rake Leaves
Make Your Bed	Make a Snowman			Word Box first next then after that last finally before during later until as soon as		

Directions: This month you will practice writing "How-To" paragraphs. When writing a "How-To" you should use transition words to help explain the steps in a logical sequence. Make sure your steps are clearly explained in detail for others to follow.

© 2018 Teacher's Clubhouse, LLC


FOCUS: Writing Persuasives
Writing Calendar for the Month of: _____

Sunday	Monday	Tuesday	Wednesday	Thursday	Friday	Saturday
Persuade others that green is the prettiest color.	Persuade others to recycle.	Persuade your friends to eat less junk food.	Persuade your parents to make your bedtime later.	Persuade your principal to require school uniforms next year.	Persuade your friends to vote for you to be president!	Persuade a bully to be nice for a change.
Persuade your parents to take your car to the car wash every two weeks.	Persuade others to visit for you to be president!	Persuade your friends to eat a worm!	Persuade a girl you know to kiss a frog.	Persuade an alien to take you back to his planet.	Persuade a millionaire to buy you a fancy car.	Persuade your principal to let you draw gum in school.
				Word Box feel believe like dislike consider hope prefer think understand opinion idea		

Directions: This month you will practice writing persuasive paragraphs. When writing a persuasive paragraph you will try to convince others and then write 3-4 arguments **FOR** or **AGAINST** the topic with a strong closing statement.

www.teachersclubhouse.com

10 Writing Genre Calendars







I'm a strong believer in writing practice for children. Often, this is the one area that is overlooked when it comes to homework. Teachers usually assign reading homework, but overlook the writing aspect. Especially for younger students, writing does not come easily to many of them. They need lots of practice at writing in order to become good writers! I provide my students with a writing calendar each month — it is kept in a plastic sleeve in their take-home folders. Once a week I encourage them to choose a topic to write about for homework. My calendars are genre based and I pass them out the month after we have practiced that genre in class. We start with writing “fancy” sentences, move on to paragraphs, and then to the various genres. When I pass the calendars out, I have students write the month at the top and number the calendars themselves — this is a great time to practice calendar skills.

Parents know that they can use the extra topics as extra practice at home, if desired. These calendars are also excellent to post in a writing center as choice topics. They are perfect for strengthening writing, while also providing choice and differentiation. Enjoy!

FOCUS:
Writing Fancy Sentences



Writing Calendar for the Month of:
September

Sunday	Monday	Tuesday	Wednesday	Thursday	Friday	Saturday
dog chews shoe	boy flies kite	dinosaur hunts prey	baby cries milk	kitten climbs tree	girl reads letter	boy hits homerun
tiger roars people	giant stomped forest	president visited school	bear searched honey	eagle built nest	leaves blew ground	rabbit hopped garden
children play tag	principal kissed pig	butterfly flutters air	clouds float sky	mom shopped store	grandma bakes cookies	teenager listened music
owl hooted tree	cow grazed grass	genie granted wish	monkey swings vines	student sharpened pencils	artist paints pictures	surfer rides waves
pirates dig treasure	boy crashed bicycle	singer danced stage	clown juggled balls	flowers bloom spring	horse galloped meadow	dad caught fish
family ate pizza	cars raced track	 		<p>Use Adjectives and Adverbs to Add Details to Your Sentences!</p> 		

Directions: This month you will practice writing "fancy sentences." Use the three words provided to write two sentences - a plain sentence and a fancy sentence. For example: turtle, swims, pond - Plain sentence = The turtle swims in the pond. Fancy sentence = The small, green turtle swims quickly through the pond looking for food.

FOCUS:
Writing a Paragraph

Writing Calendar for the Month of:
October

Sunday	Monday	Tuesday	Wednesday	Thursday	Friday	Saturday
My Favorite Family Memory	The Most Delicious Food	The Best Vacation Ever	The Biggest Bubble	A Typical Day at Recess	Something That Made Me Cry	Living In My Community
A Trip to Outer Space	Dinner at My Favorite Restaurant	A Holiday Tradition	Losing a Tooth	Having Lunch with My Friends	My Favorite Subject in School	A Good Pet
The Funniest Thing I Ever Heard	Going on a Field Trip	Taking Care of Your Teeth	All About Mammals	What Plants Need to Grow	Life in the Big City	Life in the Country
Remarkable Reptiles	Grocery Shopping	Saving Money	A Trip to the Zoo	My Favorite Sport	The Worst Day Ever	Spiders
Three Wishes	A Birthday Party	Finding a Lucky Coin	Being Brave	The Snowy Day	Buying New Shoes	Best Buddies
Once When I Was Angry	My Hero			<p>Bold Beginnings</p> <p>Grab your reader's attention by starting with...</p> <ul style="list-style-type: none"> * a question * an amazing fact * a sound word * single words 		

Directions: This month you will practice writing paragraphs. When writing a paragraph you should include a bold beginning sentence, a mighty middle (with at least 3-4 supporting detail sentences), and an exciting ending sentence. Remember to **indent** your paragraph, too!

FOCUS:
Descriptive Writing

Writing Calendar for the Month of:

January



Sunday	Monday	Tuesday	Wednesday	Thursday	Friday	Saturday
a summer sky	a wet dog	a warm fire	a thunderstorm	your favorite toy	a tiger	an ice cream sundae
the beach	your best friend	a shark	a snowman	a slice of pizza	the ocean	a train
a turtle	a fresh-cut flower	a pile of leaves	a mud puddle	a rollercoaster ride	a scary monster	a funny clown
a dirty, old sock	a cup of cocoa	a swim on a hot day	a strawberry	a cactus	the moon	a giraffe
bubblegum	a baby kitten	swinging on a swing	a fuzzy scarf	a spring day	a slice of watermelon	new tennis shoes
hitting a homerun	a farm	 		<p>Word Box</p> <p>looks smells feels tastes sounds like as</p>		 

Directions: This month you will practice writing descriptive paragraphs. You will think about your five senses when writing descriptively. You may want to compare the object to another object to make your writing stronger. This is called using similes or metaphors.

FOCUS:
How-To Writing

Writing Calendar for the Month of:

November





Sunday	Monday	Tuesday	Wednesday	Thursday	Friday	Saturday
Make a PBJ Sandwich	Slide Down the Slide	Play Hide-and-Seek	Make Someone Laugh	Whistle	Solve 18+9	Draw a Triangle
Make a New Friend	Give a Dog a Bath	Make an Ice Cream Sundae	Blow a Bubble with Bubblegum	Brush Your Teeth	Get a School Lunch	Play Tag
Tie Your Shoes	Take Out the Trash	Be a Good Student	Make a Jack-O-Lantern	Eat Spaghetti	Catch a Lightning Bug	Fly a Kite
Play Fetch with a Dog	Jump on a Trampoline	Ride a Bicycle	Cut Out a Paper Heart	Wrap a Present	Take Care of a Pet	Get Ready for School
Pack Up to Go Home	Jump Off a Diving Board	Draw a Smiley Face	Clean Your Room	Roast Marshmallows	Plant a Flower	Rake Leaves
Make Your Bed	Make a Snowman	 		<p>Word Box</p> <p>first next then after that last finally before during later until as soon as</p>		 

Directions: This month you will practice writing "How-To" paragraphs. When writing a "How-To" you should use transition words to help explain the steps in a logical sequence. Make sure your steps are clearly explained in detail for others to follow.

FOCUS:
Writing a Letter

Writing Calendar for the Month of:

February



Sunday	Monday	Tuesday	Wednesday	Thursday	Friday	Saturday
Write a letter to your favorite story book character.	Write a letter to a good friend.	Write a letter to a member of your family.	Write a letter to your favorite food.	Write a letter to an astronaut.	Write a letter to your pet (or a friend's pet).	Write a letter to your teacher.
Write a letter to a dinosaur.	Write a letter to your brother or sister. (if you don't have one, imagine you do.)	Write a letter to a community worker who helps you.	Write a letter to your principal.	Write a letter to a firefighter.	Write a letter to your school custodian.	Write a letter to a famous person from history.
Write a letter to someone on a television show.	Write a letter to the wolf from <u>The Three Little Pigs</u> .	Write a letter to the sun.	Write a letter to someone who helped you with something.	Write a letter to someone that made you angry.	Write a letter to someone you miss.	Write a letter to an insect of your choice.
Write a letter to an athlete.	Write a letter to a grandparent (or an older person).	Write a letter to your favorite pair of shoes.	Write a letter to your school nurse.	Write a letter to someone in another class.	Write a letter to the tooth fairy.	Write a letter to a veterinarian.
Write a letter to a toy store owner.	Write a letter to the President of the United States.	Write a letter to a cafeteria worker.	Write a letter to a classmate.	Write a letter to your shadow.	Write a letter to someone who is always nice to you.	Write a letter to someone who lives in another state.
Write a letter to something you think is gross.	Write a letter to something that scares you.	 		<p>Parts of a Friendly Letter date, greeting, body, closing, signature</p>		 

Directions: This month you will practice writing letters. Each letter you write should include the 5 parts of a friendly letter: Remember to make statements **and** ask questions in your letter!

FOCUS:
Writing Persuasives

Writing Calendar for the Month of:

May

Sunday	Monday	Tuesday	Wednesday	Thursday	Friday	Saturday
Persuade your parents to let you get a new pet.	Persuade children that broccoli is delicious.	Persuade others that rainy days are fun!	Persuade others that green is the prettiest color.	Persuade your teacher to make recess last longer.	Persuade your parents to raise your allowance.	Persuade your teacher to give no homework.
Persuade your friend to play the game <u>you</u> want.	Persuade your mom to pick up pizza for dinner.	Persuade your teacher to take the class on a field trip to your favorite place.	Persuade others to recycle.	Persuade your friend to eat less junk food.	Persuade others that your city is the best place to live.	Persuade your parents to take you to the beach.
Persuade others that cats make the best pets.	Persuade others to eat <u>your</u> favorite cereal.	Persuade others to play <u>your</u> favorite sport.	Persuade your principal <u>not</u> to require school uniforms next year.	Persuade your parents to make your bedtime later.	Persuade someone who is scared to ride a rollercoaster with you.	Persuade others to clean up litter.
Persuade someone else to do one of your chores.	Persuade a boy you know to wear a pink tutu.	Persuade your parents to let you play a new musical instrument.	Persuade others to vote for you to be president!	Persuade your friend to eat a worm!	Persuade a girl you know to kiss a frog.	Persuade your dad or uncle to grow a beard.
Persuade your mom or grandma to try sky diving.	Persuade a thief to return his stolen goods.	Persuade the president to make your birthday a national holiday.	Persuade an alien to take you back to his planet.	Persuade a bully to be nice for a change.	Persuade a millionaire to buy you a fancy car.	Persuade your principal to let you chew gum in school.
Persuade a coyote not to eat a rabbit.	Persuade a monster to stop scaring people.			<p>Word Box</p> <p>feel believe like dislike consider hope prefer think understand opinion idea</p>		



Directions: This month you will practice writing persuasive paragraphs. When writing a persuasive paragraph you will try to convince others to share your beliefs. You will choose a topic and then write 3-4 arguments **FOR** or **AGAINST** the topic with a strong closing statement.

FOCUS:
Expository Writing

Writing Calendar for the Month of:

December

Sunday	Monday	Tuesday	Wednesday	Thursday	Friday	Saturday
frogs	California	ocean	butterflies	rocks	space	nurses
Texas	rainforests	magnets	clouds	hospital	firefighters	mountains
ponds	ice cream	lizards	Florida	rain	penguins	trees
Mexico	statue of liberty	baseball	snow	Antarctica	sharks	Mount Rushmore
New York City	monkeys	computers	pizza	rainbows	families	library



elephants	beach	 	<p>Topic Sentence = How you feel or what you think about the topic</p> <p>Details = Facts that support your topic sentence</p> <p>Conclusion = Wrap up your writing</p>	 
-----------	-------	--	--	---

Directions: This month you will practice writing expository paragraphs. Think of everything you know about the topic. Start your paragraph with a topic sentence. Provide at least three **facts** to support it. Finish with a strong conclusion.

FOCUS:
Writing Poetry

Writing Calendar for the Month of:





April

Sunday	Monday	Tuesday	Wednesday	Thursday	Friday	Saturday
Flowers	Rocks	Water	Trees	Clouds	Stars	Sun
Bears	Alligators	Squirrels	Butterflies	Sharks	Rabbits	Fleas
Basketball	Racecars	Soccer	Jogging	Swimming	Baseball	Dancing
Cats	Rainbows	Peas	Apples	Salad	Pizza	Bananas
Ice Cream	Doughnuts	Friends	Parents	School	Birthdays	Fireworks
Rain	Snow			<p>You May Want to Use...</p> <ul style="list-style-type: none"> * alliteration * rhyming * sensory metaphors 		

Directions: This month you will practice writing poems. You may write any type of poem you want about the topic. Think of different types of poems you could write - shape poems, rhyming poems, Haikus (5,7,5), free verse, acrostic, or any other type of poem you would like! Use your senses and descriptive words to paint a picture of your topic!

FOCUS:
Writing Dialogue

Writing Calendar for the Month of: _____

Sunday	Monday	Tuesday	Wednesday	Thursday	Friday	Saturday
ant and anteater	student and teacher	alien and boy	bird and worm	cat and dog	clown and toddler	puppy and girl
sun and cloud	daisy and rose	shovel and sand	cookies and oven	spoon and fork	grass and lawnmower	shoes and socks
farmer and pig	principal and student	pancakes and syrup	bully and new kid	book and videogame	bicycle and car	penny and pocket
swing and slide	doctor and patient	pencil and paper	fish and octopus	snowman and sun	wind and leaves	tennis ball and racket
lemonade and ice	hair and brush	veterinarian and cat	fire and water	eyes and nose	chicken and egg	cowboy and sheriff
mailman and letter	paint and paintbrush	 		<p>Quotation Marks</p> <p>Always use quotation marks ("") to show when someone is talking.</p>	 	

Directions: This month you will practice writing dialogues. Remember to use quotation marks when writing conversations. Be creative and use your imagination to create dialogue between characters. Choose words that you think the character would use!


FOCUS:
Compare/Contrast

Writing Calendar for the Month of:


March

Sunday	Monday	Tuesday	Wednesday	Thursday	Friday	Saturday
cats and dogs	spring and autumn	oranges and apples	trains and planes	house and nest	triangle and square	ocean and rainforest
socks and mittens	scissors and hammer	ice cream and cookies	frogs and turtles	soup and coffee	swings and slides	football and baseball
bicycles and skateboards	markers and crayons	November and December	drawings and photographs	beach and mountains	bedroom and den	clock and watch
rain and snow	backpack and purse	spiders and insects	heart and lungs	home and school	firefighter and police officer	television and radio
grocery store and restaurant	singer and author	parents and grandparents	birds and bats	carrots and broccoli	trees and flowers	milk and orange juice

sharks and whales	golf and tennis
-------------------	-----------------



Word Box
both similar alike
different but in other words



Directions: This month you will practice writing comparative writing. You will describe how the two items in the box are **alike** and how they are **different**. Remember to use your key words! You may want to create a Venn Diagram of ideas before writing your paragraph. Be sure to include a beginning, middle, and end to your writing.

Thank you for your purchase from Teacher's Clubhouse

My Shops



If you are interested in my other products, you may find the full selection (individual resources, as well as bundled units) at <http://www.teachersclubhouse.com>.

You may also find my bundled units available at my TpT shop at <http://www.teacherspayteachers.com/Store/Teachers-Clubhouse>.



You may also be interested in my intermediate (grades 4-6) resources that can be found at <http://www.lightbulbminds.com> or <http://www.teacherspayteachers.com/Store/Lightbulb-Minds>.

TERMS & CONDITIONS

By downloading this file, you are agreeing to the following terms and conditions. Teacher's Clubhouse, Inc. owns and retains the copyright on each file, document, PowerPoint, game, unit, and other material available on its website. Your download entitles you to a license to use the unaltered file for non-commercial, non-profit purposes in one classroom only. If you intend to use the file in multiple classrooms, you must purchase one copy for each classroom. Your license does not authorize you to re-sell or otherwise use Teacher's Clubhouse materials for profit in any way; to alter the file in any way; or to post or distribute Teacher's Clubhouse materials on your website, through email, on message boards, or in printed copy, except that your license authorizes you to distribute printed copies to students in one classroom. Disregarding these terms and conditions is a violation of federal and state copyright laws.

Credits



Clipart:

<https://www.teacherspayteachers.com/Store/Graphics-From-The-Pond>

Click to Connect!

